



2023 annual report to the Community

# Ramco Primary School

Ramco Primary School number: 372

Partnership: Waikerie



School principal:

Robert Smyth

Date of endorsement:

06/02/2024



Government  
of South Australia  
Department for Education

# Context Statement

Ramco Primary School is a proud, country school situated in the Riverland, 2 hours from Adelaide. It has a positive, family atmosphere and a school culture of Powerful Learning based on the embedded learner dispositions of 'problem solver', 'self-regulator' and 'resilient learner'. It also has a strong history and reputation of excellence, driven by our school values of respect, responsibility, resilience and honesty.

Ramco Primary School caters for students from R-6. At the time of this report, the enrolment in 2023 is 63. Ramco Primary School is classified as Category 4 on the Department for Education Index of Educational Disadvantage. At the time of this report, the school population includes 8% Aboriginal students, 11% students with disabilities, 5% children/young people in care. Further information about the school is available on the school's website (including its context statement), as well as the My School website.

## Governing Council Report

On behalf of the Governing Council at Ramco PS we have had a wonderful year. With a fantastic group of teachers, support staff, parents and students who put in a lot of hard work to make this school as amazing as it is.

2023 has been a very busy year. We have had lots of musical events both within the school and at neighbouring schools. Some wonderful school camps for some and fantastic excursions for others. As well as the favourite whole school excursion to the Adelaide 500 that was the best day ever from what I have heard from most students even though it rained the entire day.

Once again Ramco can be very proud of our academic success with some of the highest NAPLAN results in our local partnership. This is due to a wonderful teaching team and environment, along with fantastic targeted programs to suit all learning levels. And I would like to thank Mr. Smyth and staff for all their hard work and dedication. This will continue next year with Ramco PS going back to 4 classes.

The school has also had some wonderful results in outside activities that students have participated in like The Science investigation awards and the Waikerie Flower show, sporting events and joint schools choir.

I would like to thank our volunteers and our Parents & Friends who are always involved within the school doing tuck day lunches or sports day catering as well as this year's School Fete. The School, Fete was an amazing event that attracts a wide range of the community to be involved. This year saw some music talent from the High School and some amazing food choices. Of course the biggest draw for the kids is always the Lego competition that didn't disappoint with some marvellous creations.

Finally, our outdoor covered sports arena has been completed. With lots of hard work from Mr Smyth. There was a fair bit of disruption and delays, but the finished product is amazing and a huge asset to the school. The kids absolutely love it. Every time I am at the school during the lunch or recess it seems to have most of the school in it playing.

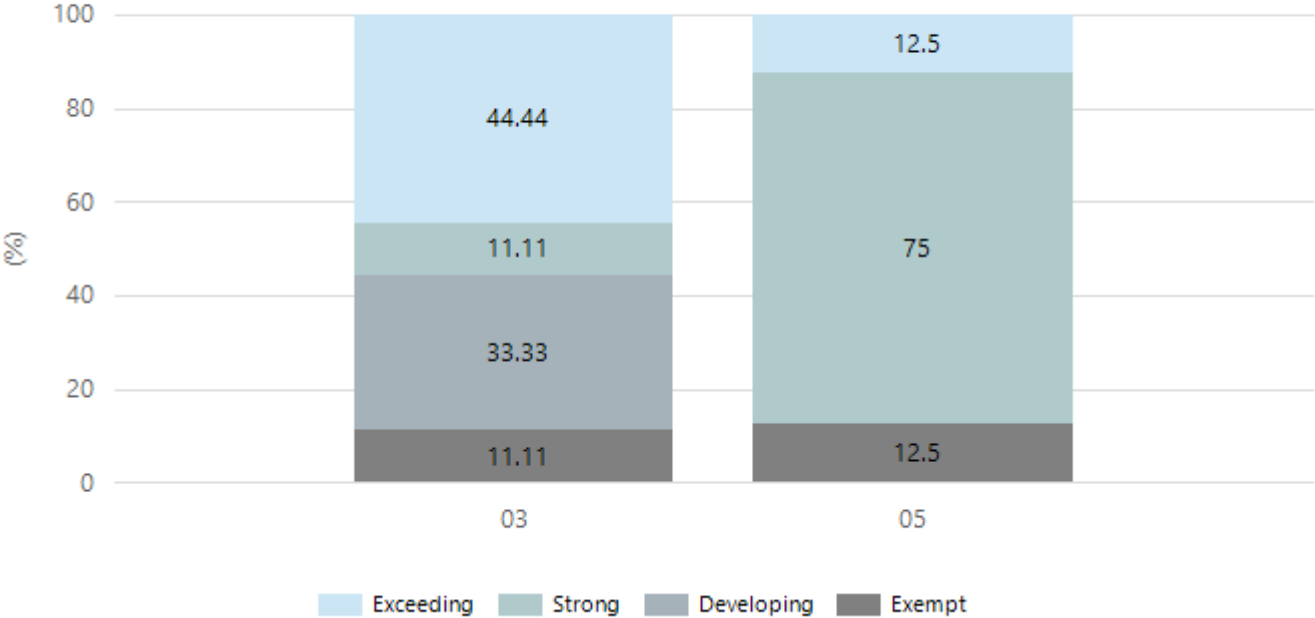
Natalie Kranz  
Governing Council Chairperson

# Performance Summary

## NAPLAN Proficiency

In 2023, the Australian Curriculum, Assessment and Reporting Authority (ACARA) - a Commonwealth Independent statutory authority - announced changes to NAPLAN performance reporting. This new way of reporting by ACARA that NAPLAN results from 2023 will not be comparable to previous years. The new approach replaces the previous numerical NAPLAN bands and the national minimum standard.

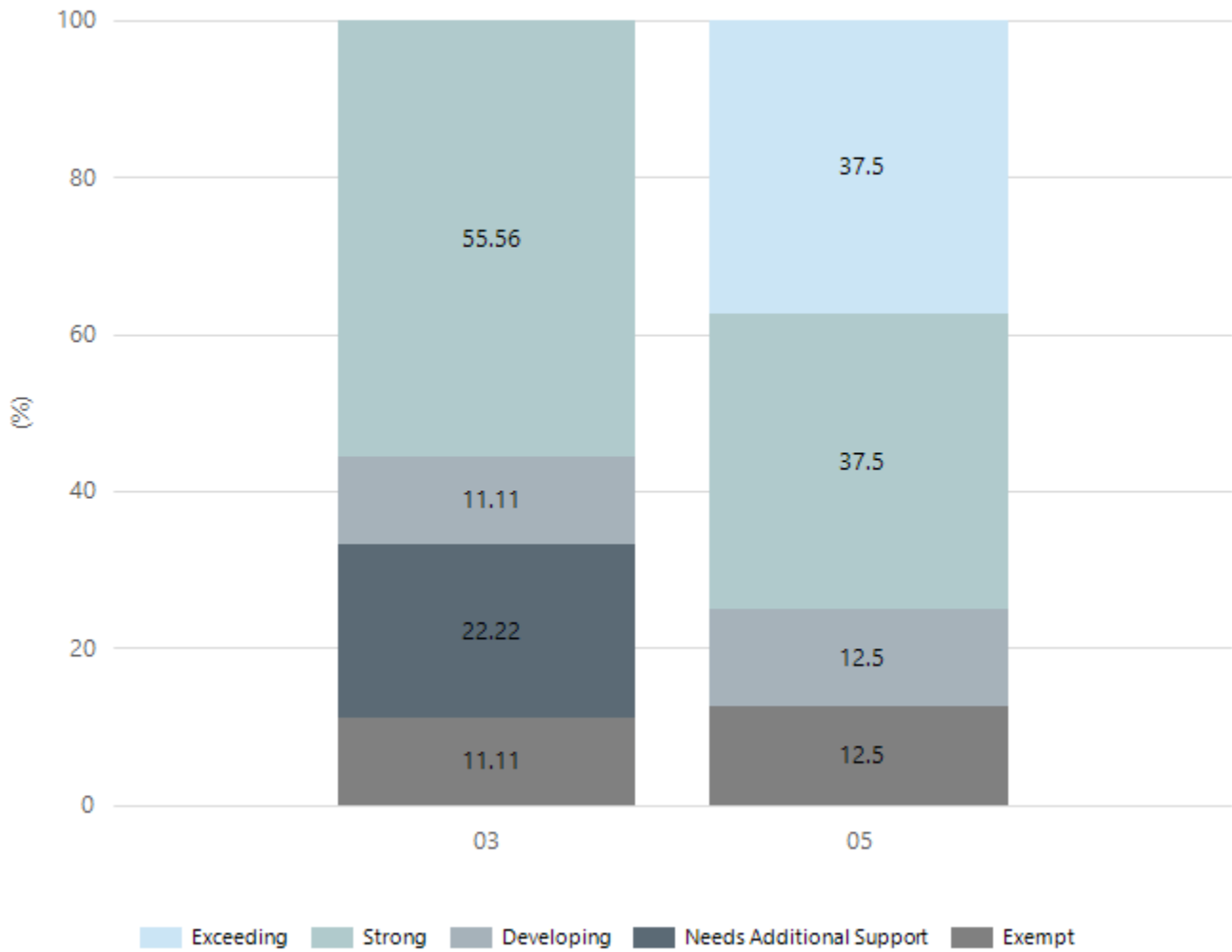
### Numeracy



Year Level	03	05
Exceeding	4	1
Strong	1	6
Developing	3	
Exempt	1	1
Total	9	8

Data Source: Department for Education Assessment Data Holdings, 2023. When there are less than six students in a cohort, no data is supplied.

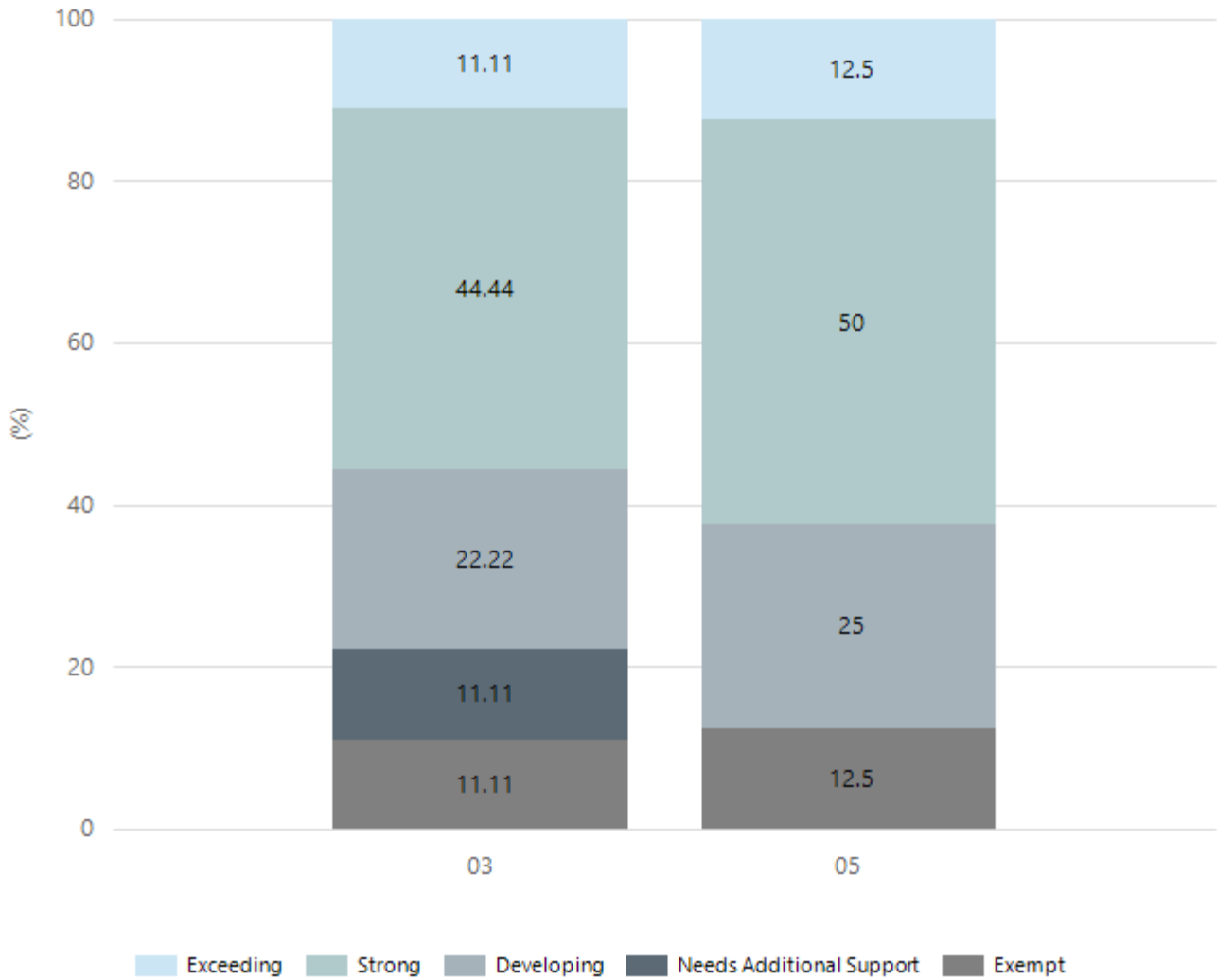
## Reading



Year Level	03	05
Exceeding		3
Strong	5	3
Developing	1	1
Needs Additional Support	2	
Exempt	1	1
Total	9	8

Data Source: Department for Education Assessment Data Holdings, 2023. When there are less than six students in a cohort, no data is supplied.

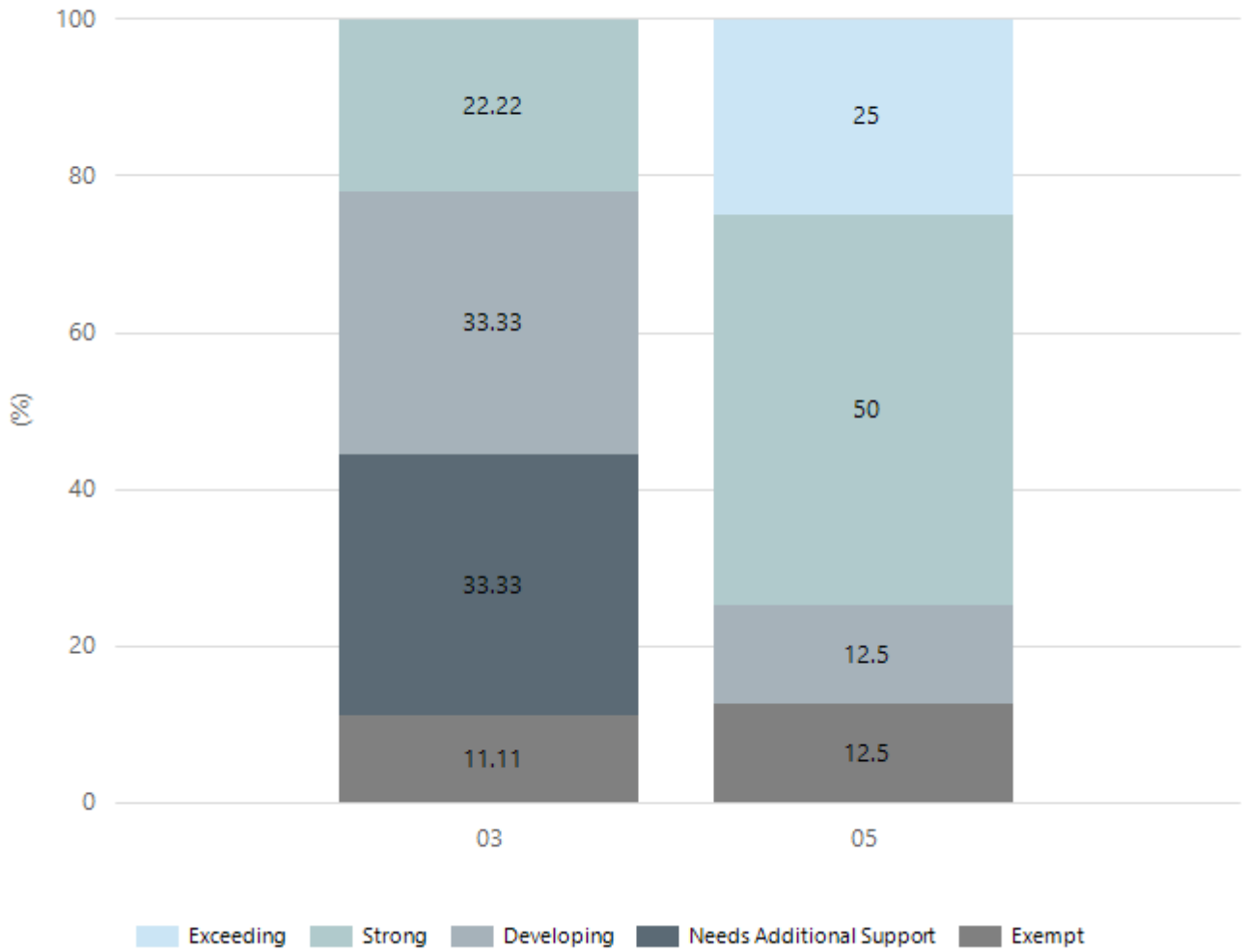
## Writing



Year Level	03	05
Exceeding	1	1
Strong	4	4
Developing	2	2
Needs Additional Support	1	
Exempt	1	1
Total	9	8

Data Source: Department for Education Assessment Data Holdings, 2023. When there are less than six students in a cohort, no data is supplied.

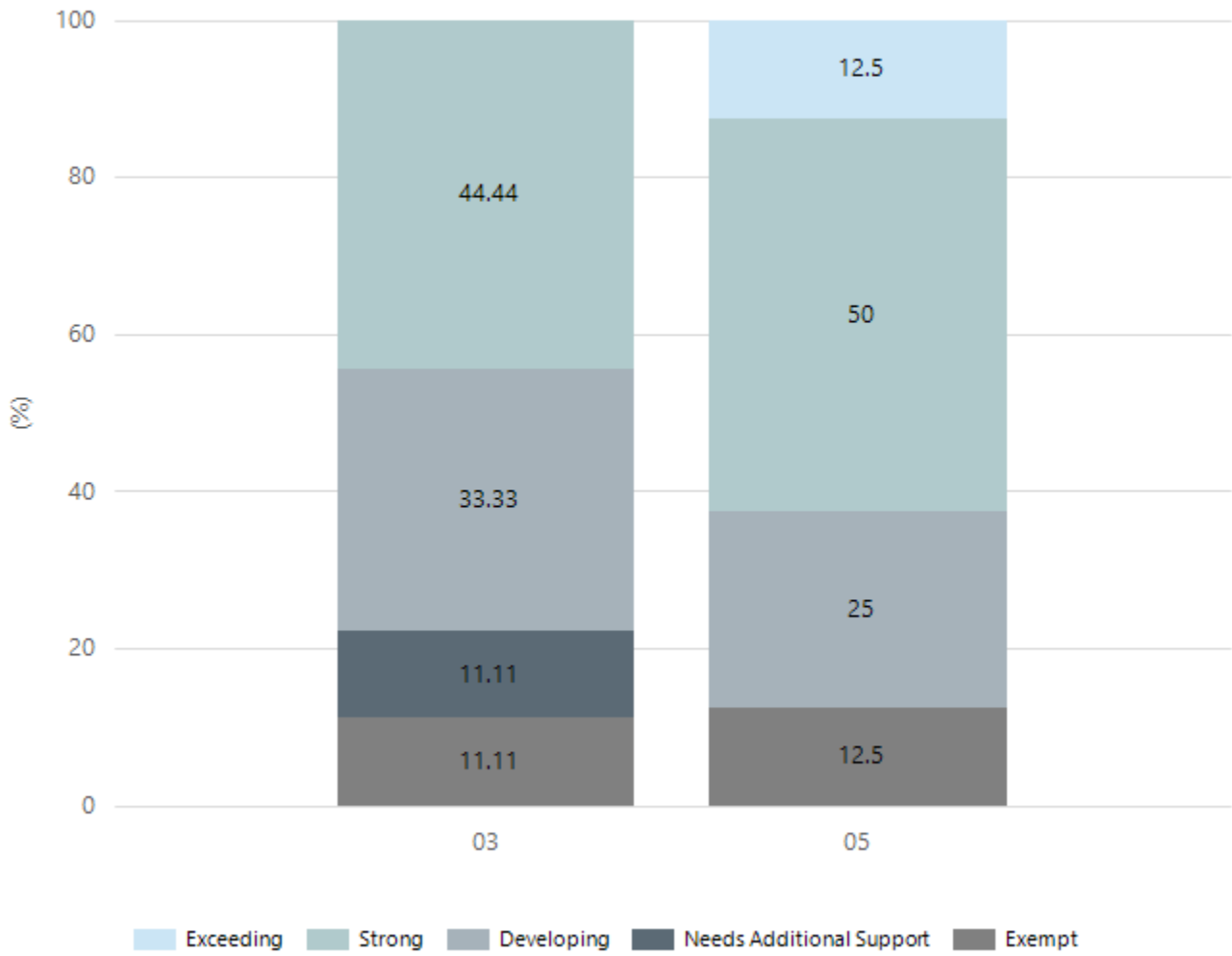
## Grammar



Year Level	03	05
Exceeding		2
Strong	2	4
Developing	3	1
Needs Additional Support	3	
Exempt	1	1
Total	9	8

Data Source: Department for Education Assessment Data Holdings, 2023. When there are less than six students in a cohort, no data is supplied.

## Spelling



Year Level	03	05
Exceeding		1
Strong	4	4
Developing	3	2
Needs Additional Support	1	
Exempt	1	1
Total	9	8

Data Source: Department for Education Assessment Data Holdings, 2023. When there are less than six students in a cohort, no data is supplied.

# School Attendance

Year Level	2021	2022	2023
Reception	92.7%	79.2%	86.6%
Year 01	89.9%	76.1%	86.3%
Year 02	90.8%	90.9%	89.4%
Year 03	92.5%	92.3%	89.1%
Year 04	94.8%	87.2%	84.7%
Year 05	85.2%	75.9%	85.4%
Year 06	89.5%	85.5%	92.4%
Year 07	88.1%		
Total	90.4%	83.9%	87.7%

Data Source: Department for Education Attendance Data, Semester 1 Report 2023. A blank cell indicates there were no students enrolled. 'Primary Other' includes students enrolled in specialised education options. 'Secondary Other' includes students who have already spent a year at Year 12 and elected to undertake further study at Year 12.

## Attendance Comment

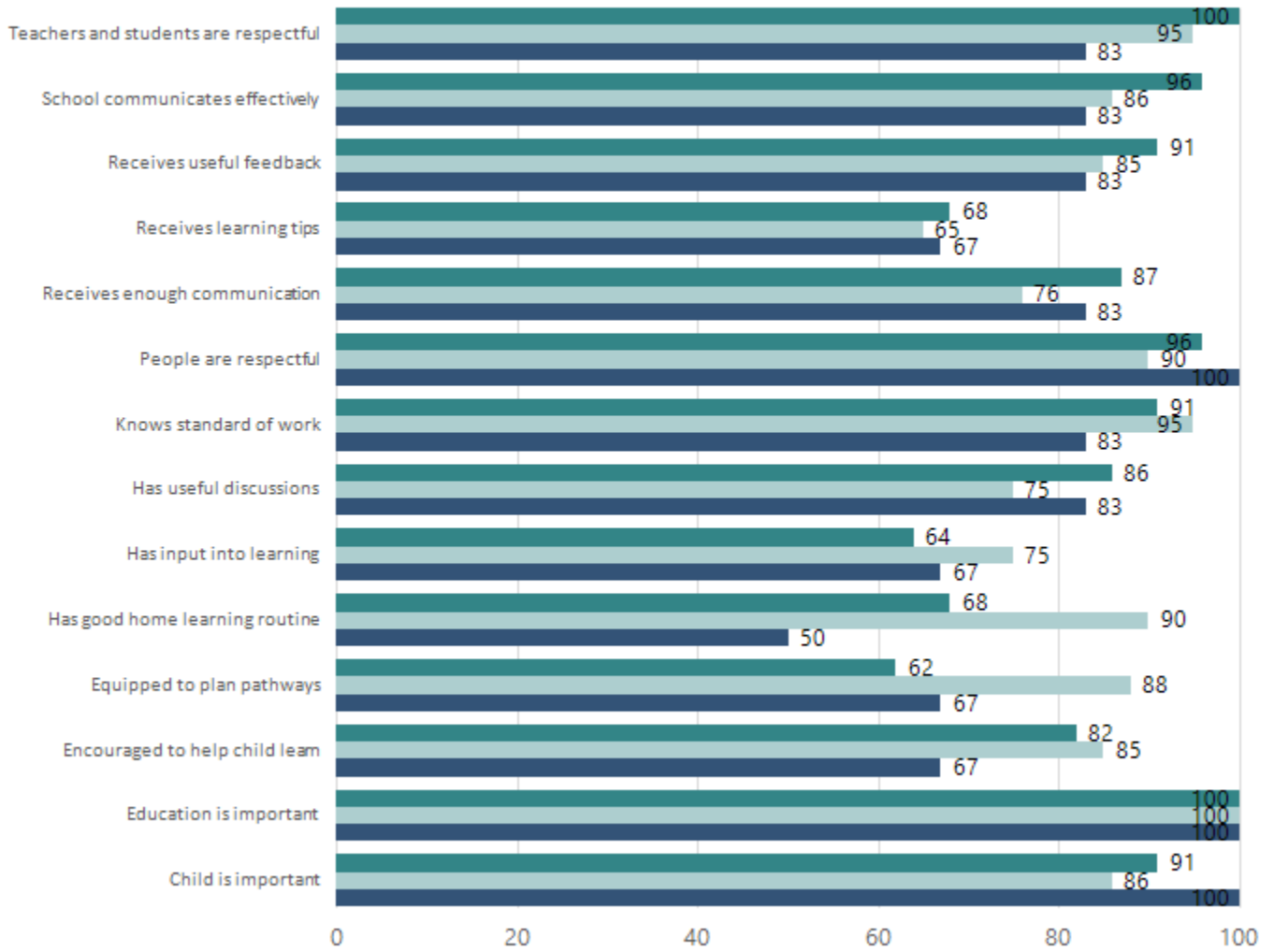
In South Australia, all children and young people must be in school from 6 years to 16 years old. They must attend a government or non-government school full time. From age 16 to 17 however, young people must attend school or an approved learning program (such as an apprenticeship, traineeship, accredited course or university). Schools and parents must encourage and support students to come to school every day. Parents and caregivers must make sure their child is enrolled in a school, and attends school all day and everyday it is open, unless a child is sick or has an approved exemption. Teachers and leaders actively follow up when a student misses school, including recording all absences and non-attendance. All schools in South Australia have local attendance procedures governed under the Education and Children's Services Regulations 2020.



# Parent Opinion Survey Results

Proportion of agree/strongly agree response(%)

2021 2022 2023



Data Source: 2023 Department for Education Parent Opinions Survey, Term 3 2023.

## Intended Destination

Leave Reason	Number	%
NG - ATTENDING NON-GOV SCHOOL IN SA	1	25.0%
TG - TRANSFERRED TO SA GOVERNMENT SCHOOL	3	75.0%

Data Source: Department for Education Destination Data Report, 2023. Data extract term 3 2023. Data shows recorded destinations for students that left the school in the previous year. Data is uploaded by schools in term 3 and may not reflect final or total figures at time of report creation.

# Highest Qualifications held by the teaching workforce and workforce composition

All teachers at this school are qualified and registered with the SA Teachers Registration Board.

Qualification Level	Number of Qualifications
Bachelor's degrees or Diplomas	3
Postgraduate Qualifications	2

Data Source: Data extracted from Mandatory Workforce Information Collections as on the last pay date of June 2023. As self-reported by staff in the system.

Please note: Data includes staff who are Actively employed and on extended paid leave. Please note only the highest qualification of the Teaching staff is reported. Excludes any number of other certifications earned.

## Workforce composition including indigenous staff

	Teaching Staff		Non-Teaching Staff	
	Indigenous	Non-Indigenous	Indigenous	Non-Indigenous
Full-Time Equivalents	0.0	4.6	0.0	5.6
Persons	0.0	5.0	0.0	8.0

Data Source: Data extracted from Mandatory Workforce Information Collection as on the last pay date of June 2023.

Please note: Data includes staff who are actively employed and on extended paid leave. "Indigenous category" is self-reported by staff in the system.

## Financial Statement

Funding Source	Amount
Grants: State	\$1,353,945
Grants: Commonwealth	
Parent Contributions	\$19,352
Fund Raising	
Other	\$40,207

Data Source: School supplied data.